





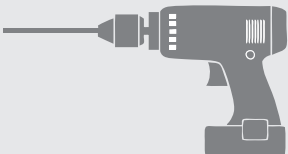

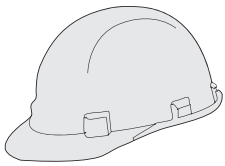


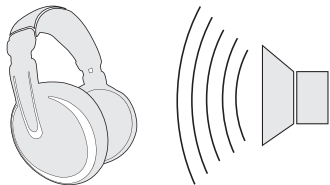
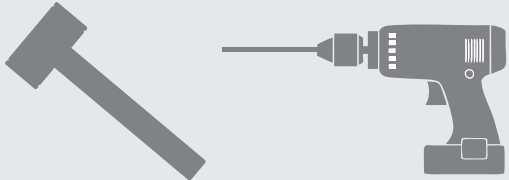









MODERN EXPO

HUDSON

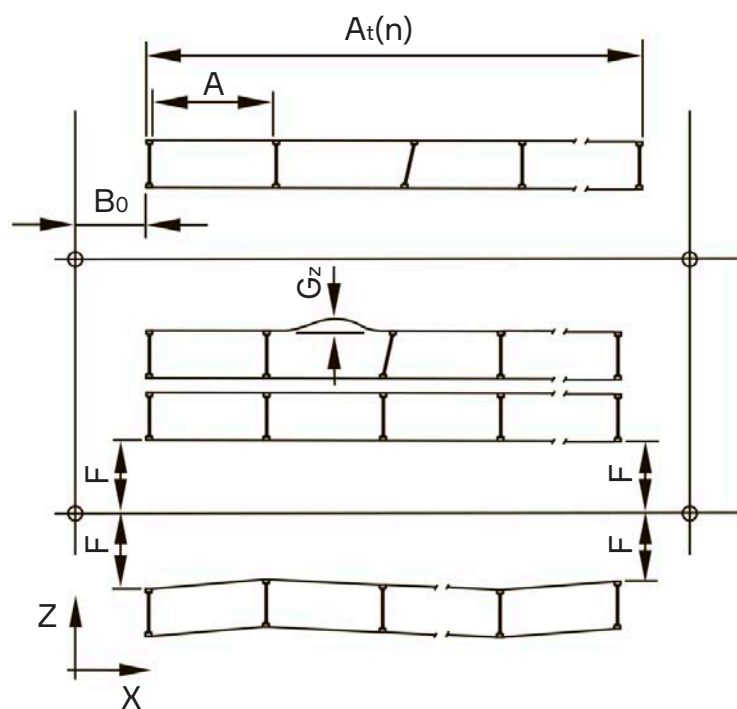
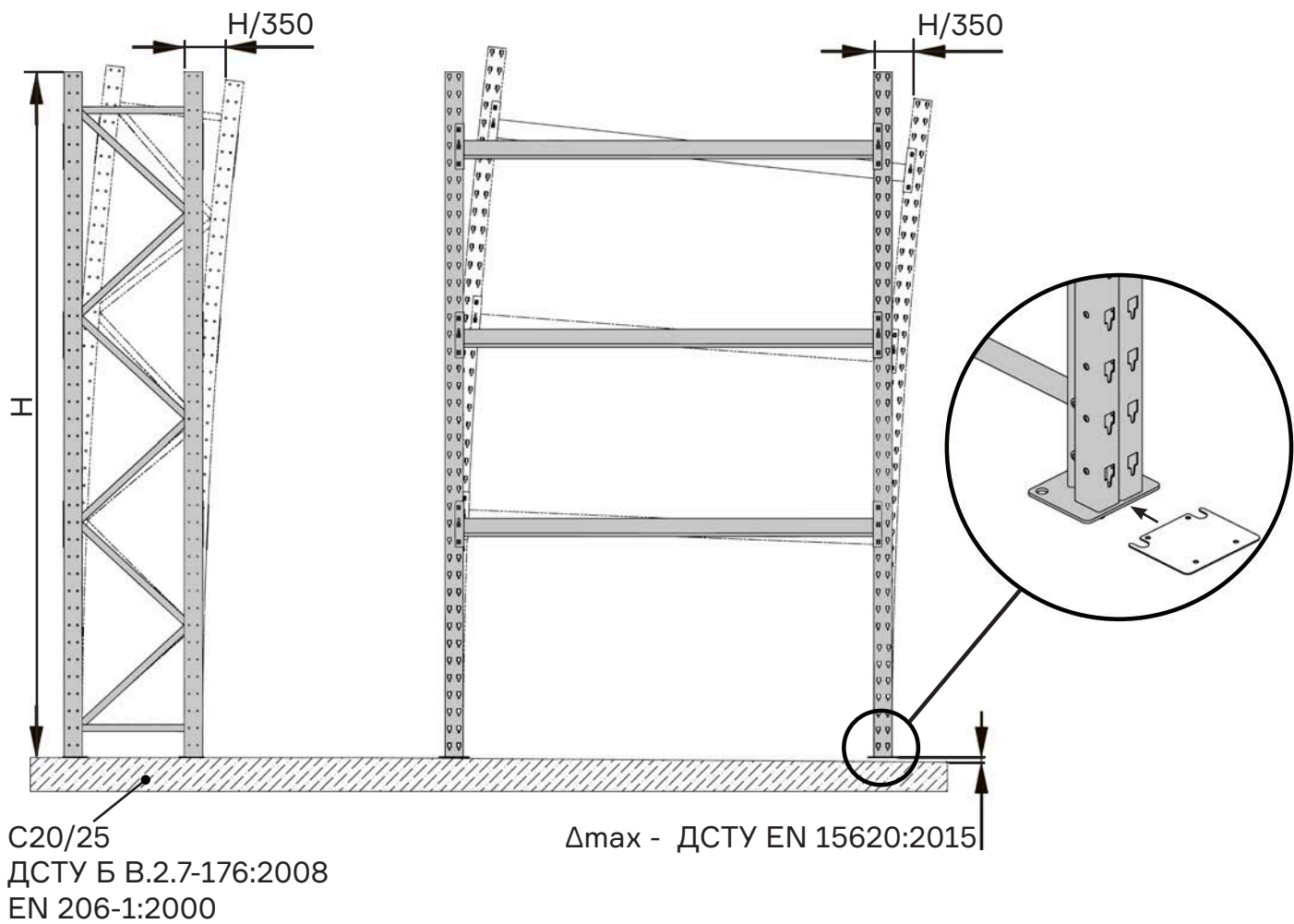
**МОНТАЖНА ІНСТРУКЦІЯ
ASSEMBLY INSTRUCTION**

Підготовка до монтажу / Preparing for assembly



| | | |
|--|---|---|
|  |  |  |
|  |  |  |
|  |  |  |
|  |  |  |
|  |  |  |
|  |  |  |

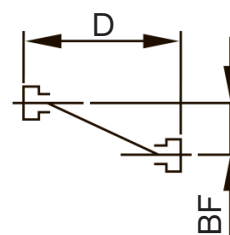
Допуски на встановлення / Installation tolerances



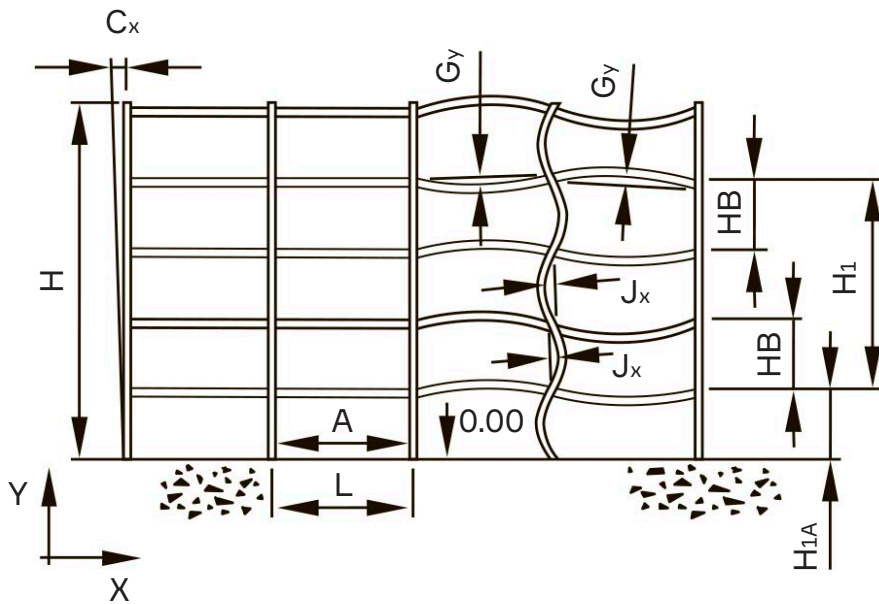
| Допуск Tolerance | Клас 400 Class 400 | Клас 300 Class 300 |
|---------------------|-----------------------|-----------------------|
| A | + / - 3 | + / - 3 |
| A_t | + / - 3n | + / - 3n |
| B_0 | + / - 10 | + / - 10 |
| BF | + / - 20 | - |
| D | + / - 6 * | + / - 3* |
| F | + / - 15 | + / - 6 ** |
| G_z | + / - A/400 | + / - A/400 |

* для одинарної рами / for single frame

** для подвійної рами / for double frame



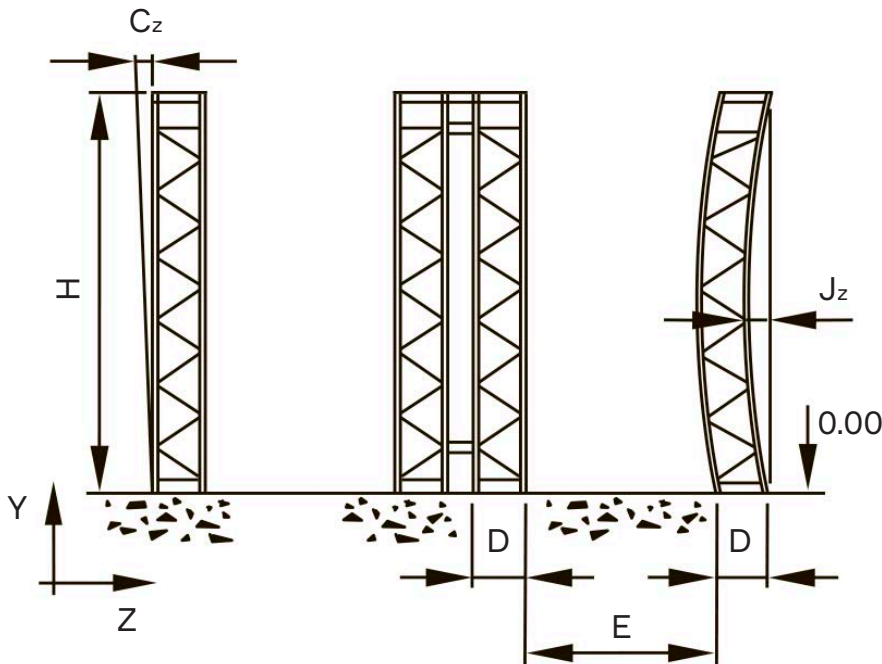
Допуски на встановлення / Installation tolerances



| Допуск Tolerance | Клас 400 Class 400 | Клас 300 Class 300 |
|---------------------|-----------------------------------|--|
| A | + / - 3 | + / - 3 |
| Cx | + / - H/350 | + / - H/500 |
| Gy | + / - 3 або/or + / - A/500 | + / - 3 або/or + / - A/500 |
| H1A | + / - 10 | + / - 7 |
| H1 | + / - 5 або/or + / - H1/500 | + / - 5* або/or + / - H1/500* + / - 3** або/or + / - H1/1000** |
| Jx | + / - 3 або/or + / - HB/400 | + / - 3 або/or + / - HB/750 |

* для класу 300A / for class 300A

** для класу 300B / for class 300B



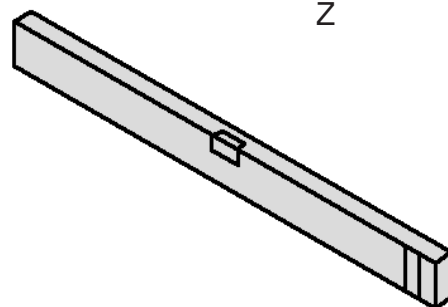

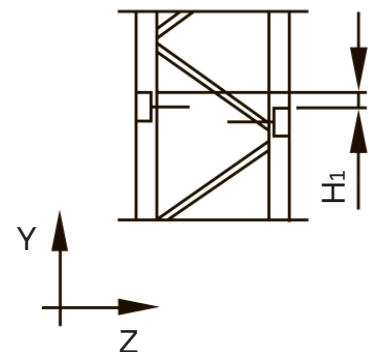
| Допуск Tolerance | Клас 400 Class 400 | Клас 300 Class 300 |
|---------------------|-----------------------|-------------------------------|
| Cz | + / - H/350 | + / - H/500* + / - H/750** |
| D | + / - 6 | + / - 3*** + / - 6*** |
| E | + / - 15 | + / - 5 |
| Hу | + / - 10 | + / - 10 |
| Jz | + / - H/500 | + / - H/500 |

* для фіксованого ходу / for fixed stroke

** для нефіксованого ходу / for no fixed stroke

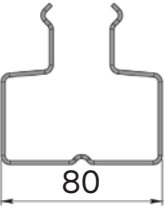


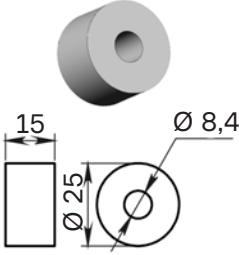

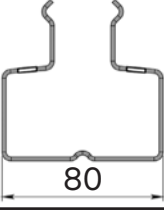


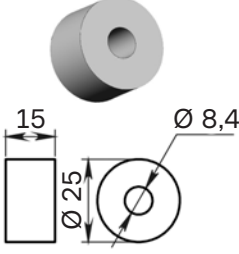

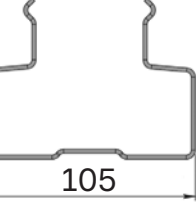


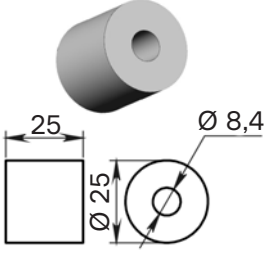

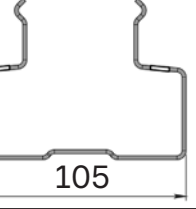


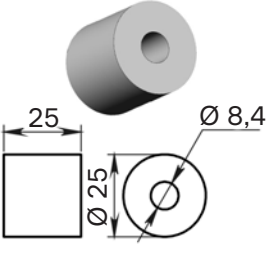

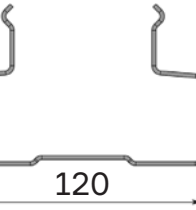


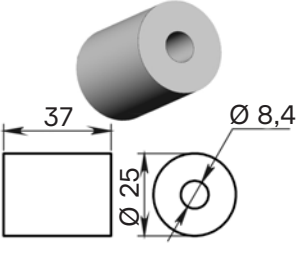




*** для одинарної рами / for single frame

**** для подвійної рами / for double frame



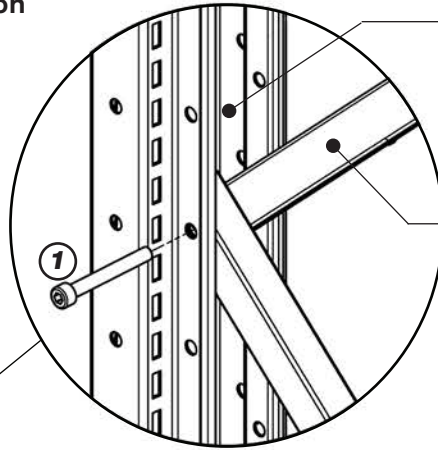
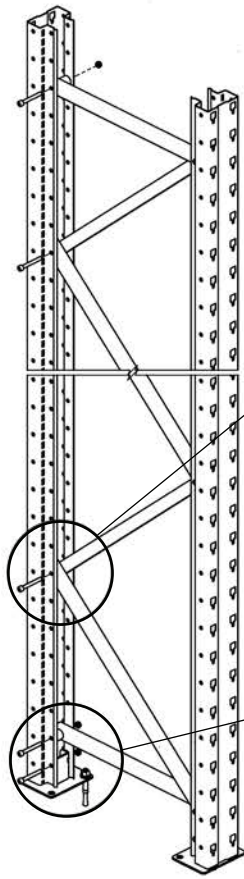
ДСТУ EN 15620:2015

Монтаж рами / Frame assembling

| | | | | |
|--|--|---|---|--|
| <p>Рама стелажа 80 High rack frame 80</p>  | <p>① M8x40-8,8 DIN 912</p>  | <p>② M8-8 DIN 985</p>  | <p>③ Вставка дистанційна Distance sleeve</p>  | <p>④ Анкер 12x100 Anchor bolt 12x100</p>  |
| <p>Рама стелажа з інтеграцією 80 High rack frame with integration 80</p>  | <p>M8x40-8,8 DIN 912</p>  | <p>M8-8 DIN 985</p>  | <p>Вставка дистанційна Distance sleeve</p>  | <p>Анкер 12x100 Anchor bolt 12x100</p>  |
| <p>Рама стелажа 105 High rack frame 105</p>  | <p>M8x70-8,8 DIN 912</p>  | <p>M8-8 DIN 985</p>  | <p>Вставка дистанційна Distance sleeve</p>  | <p>Анкер 12x100 Anchor bolt 12x100</p>  |
| <p>Рама стелажа з інтеграцією 105 High rack frame with integration 105</p>  | <p>M8x65-8,8 DIN 912</p>  | <p>M8-8 DIN 985</p>  | <p>Вставка дистанційна Distance sleeve</p>  | <p>Анкер 12x100 Anchor bolt 12x100</p>  |
| <p>Рама стелажа 120 High rack frame 120</p>  | <p>M8x80-8,8 DIN 912</p>  | <p>M8-8 DIN 985</p>  | <p>Вставка дистанційна Distance sleeve</p>  | <p>Анкер 12x120 Anchor bolt 12x120</p>  |
| <p>S6</p>  | <p>S13</p>  | | | <p>S19</p>  |

Монтаж рами / Frame assembling

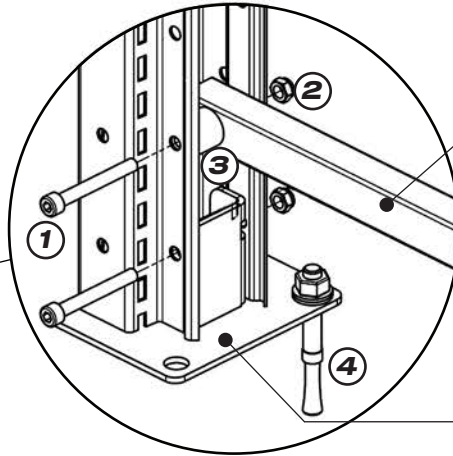
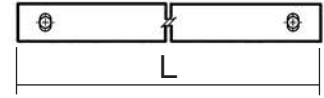
Рама стелажа з інтеграцією High rack frame with integration



Стойка рами інтегрована
Integrated rack frame upright

Перемичка похила
Inclined brattice

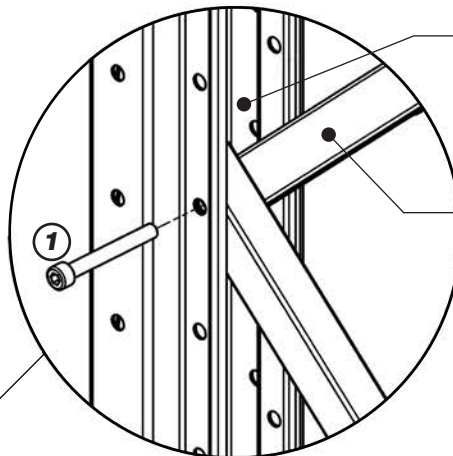
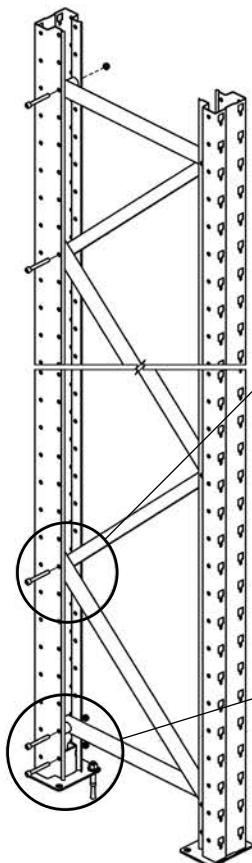
Перемичка горизонтальна/похила
Horizontal brattice/inclined



Перемичка горизонтальна
Horizontal brattice

Опора рами
Upright footing

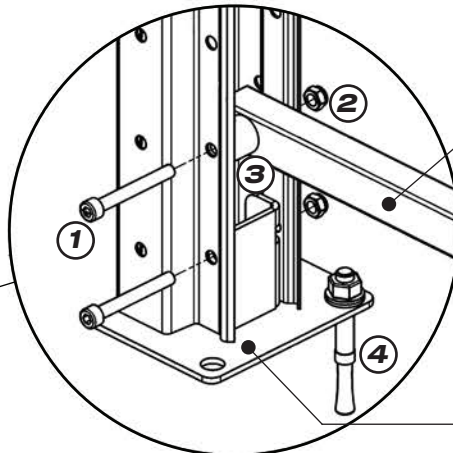
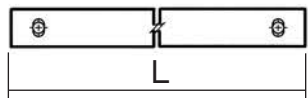
Рама стелажа High rack frame



Стойка рами
Rack frame upright

Перемичка похила
Inclined brattice

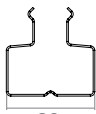
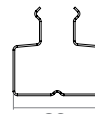
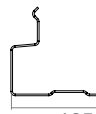

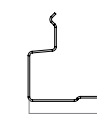





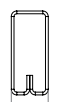
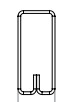
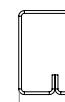


Перемичка горизонтальна/похила
Horizontal brattice/inclined



Перемичка горизонтальна
Horizontal brattice

Опора рами
Upright footing

Монтаж рами / Frame assembling

| | | 80 Неінтегрована/ Nonintegrated | 80 Інтегрована/ Integrated | 105 Неінтегрована/ Nonintegrated | 105 Інтегрована/ Integrated | 120 Неінтегрована/ Nonintegrated |
|-------------------------|--------------------------------|--|--|---|--|--|
| Стойка / Upright | |  80 |  80 |  105 |  105 |  120 |
| Опора / Upright footing | |  134 |  134 |  145 |  145 |  174 |
| Перемичка / Brattice | |  13 |  13 |  26 |  26 |  33 |
| W | Тип перемички Brattice type | L, mm | L, mm | L, mm | L, mm | L, mm |
| 615 (615mm) | горизонтальна horizontal | 539 | 539 | 539 | 539 | 539 |
| | похила inclined | 718 | 718 | 718 | 718 | 718 |
| 715 (715mm) | горизонтальна horizontal | 639 | 639 | 639 | 639 | 639 |
| | похила inclined | 794 | 794 | 794 | 794 | 794 |
| 815 (815mm) | горизонтальна horizontal | 739 | 739 | 739 | 739 | 739 |
| | похила inclined | 876 | 876 | 876 | 876 | 876 |
| 915 (915mm) | горизонтальна horizontal | 839 | 839 | 839 | 839 | 839 |
| | похила inclined | 961 | 961 | 961 | 961 | 961 |
| 1000 (1000mm) | горизонтальна horizontal | 924 | 924 | 924 | 924 | 924 |
| | похила inclined | 1036 | 1036 | 1036 | 1036 | 1036 |
| 1100 (1100mm) | горизонтальна horizontal | 1024 | 1024 | 1024 | 1024 | 1024 |
| | похила inclined | 1125 | 1125 | 1125 | 1125 | 1125 |

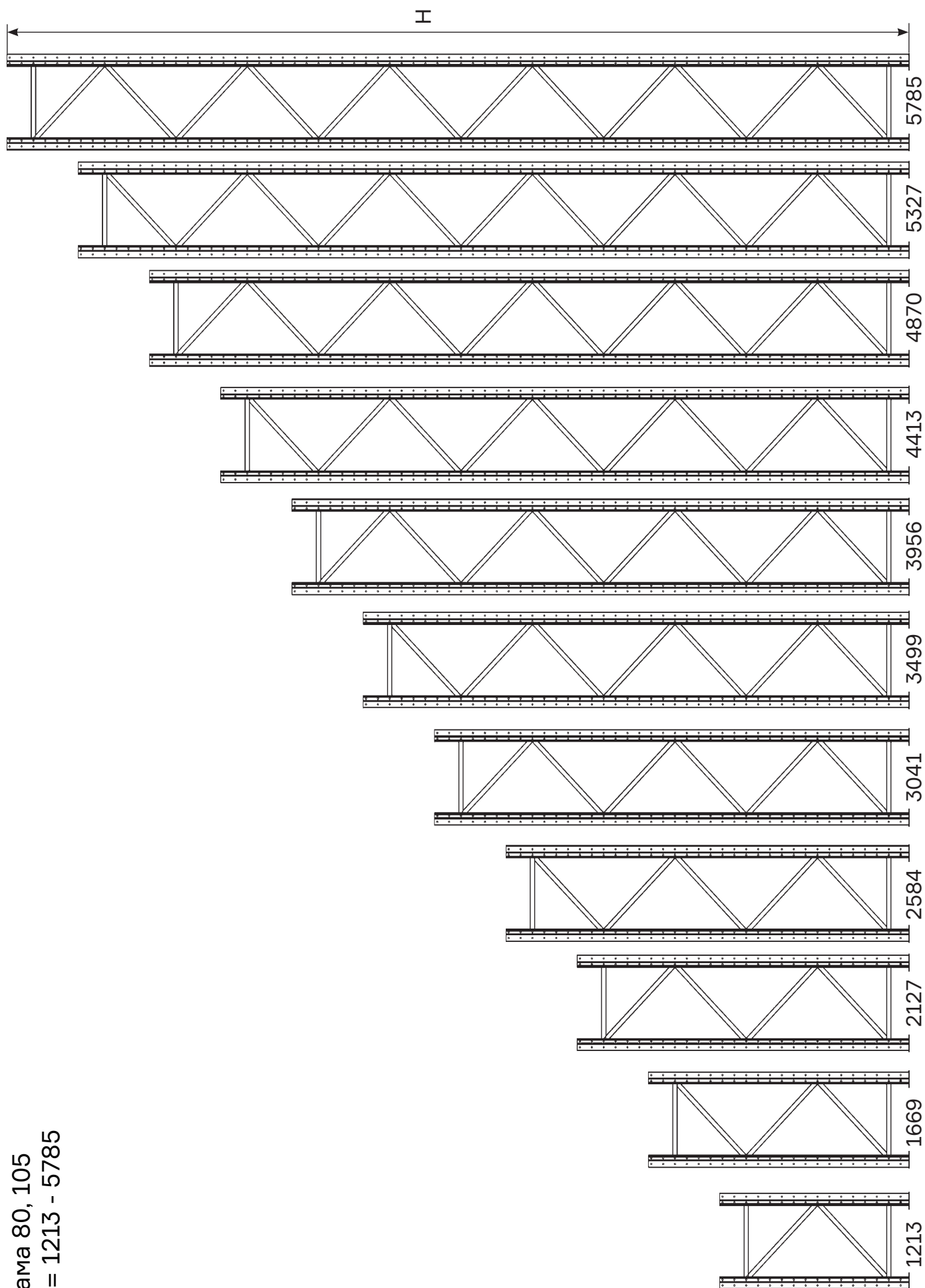
Монтаж рами / Frame assembling

| Тип рами Frame version | перемичка хоризонтална/ horizontal brattice | перемичка похила/ Inclined brattice | 1 | 2 | 4 |
|---------------------------|--|--|----|----|---|
| 80 XXXX 1213 | 2 | 2 | 7 | 7 | 2 |
| 80 XXXX 1669 | 2 | 3 | 8 | 8 | 2 |
| 80 XXXX 2127 | 2 | 4 | 9 | 9 | 2 |
| 80 XXXX 2584 | 2 | 5 | 10 | 10 | 2 |
| 80 XXXX 3041 | 2 | 6 | 11 | 11 | 2 |
| 80 XXXX 3499 | 2 | 7 | 12 | 12 | 2 |
| 80 XXXX 3956 | 2 | 8 | 13 | 13 | 2 |
| 80 XXXX 4413 | 2 | 9 | 14 | 14 | 2 |
| 80 XXXX 4870 | 2 | 10 | 15 | 15 | 2 |
| 80 XXXX 5327 | 2 | 11 | 16 | 16 | 2 |
| 80 XXXX 5785 | 2 | 12 | 17 | 17 | 2 |
| 80 XXXX 6242 | 4 | 13 | 20 | 20 | 4 |
| 80 XXXX 6699 | 4 | 14 | 21 | 21 | 4 |
| 80 XXXX 7156 | 4 | 15 | 22 | 22 | 4 |
| 80 XXXX 7613 | 4 | 16 | 23 | 23 | 4 |
| 80 XXXX 8071 | 4 | 17 | 24 | 24 | 4 |
| | | | | | |
| 105 XXXX 1213 | 2 | 2 | 7 | 7 | 2 |
| 105 XXXX 1669 | 2 | 3 | 8 | 8 | 2 |
| 105 XXXX 2127 | 2 | 4 | 9 | 9 | 2 |
| 105 XXXX 2584 | 2 | 5 | 10 | 10 | 2 |
| 105 XXXX 3041 | 2 | 6 | 11 | 11 | 2 |
| 105 XXXX 3499 | 2 | 7 | 12 | 12 | 2 |
| 105 XXXX 3956 | 2 | 8 | 13 | 13 | 2 |
| 105 XXXX 4413 | 2 | 9 | 14 | 14 | 2 |
| 105 XXXX 4870 | 2 | 10 | 15 | 15 | 2 |
| 105 XXXX 5327 | 2 | 11 | 16 | 16 | 2 |
| 105 XXXX 5785 | 2 | 12 | 17 | 17 | 2 |
| 105 XXXX 6242 | 4 | 13 | 20 | 20 | 4 |
| 105 XXXX 6699 | 4 | 14 | 21 | 21 | 4 |
| 105 XXXX 7156 | 4 | 15 | 22 | 22 | 4 |
| 105 XXXX 7613 | 4 | 16 | 23 | 23 | 4 |
| 105 XXXX 8071 | 4 | 17 | 24 | 24 | 4 |
| 105 XXXX 8528 | 4 | 18 | 25 | 25 | 4 |
| 105 XXXX 8985 | 4 | 19 | 26 | 26 | 4 |
| 105 XXXX 9442 | 4 | 20 | 27 | 27 | 4 |

Монтаж рами / Frame assembling


| Тип рами Frame version | перемичка хоризонтална/ horizontal brattice | перемичка похила/ Inclined brattice | 1 | 2 | 4 |
|---------------------------|--|--|----|----|---|
| 105 XXXX 10357 | 4 | 22 | 29 | 29 | 4 |
| 105 XXXX 10814 | 4 | 23 | 30 | 30 | 4 |
| 105 XXXX 11271 | 4 | 24 | 31 | 31 | 4 |
| 105 XXXX 11728 | 4 | 25 | 32 | 32 | 4 |
| 105 XXXX 12185 | 4 | 26 | 33 | 33 | 4 |
| 120 XXXX 4413 | 4 | 9 | 16 | 16 | 4 |
| 120 XXXX 4870 | 4 | 10 | 17 | 17 | 4 |
| 120 XXXX 5327 | 4 | 11 | 18 | 18 | 4 |
| 120 XXXX 5785 | 4 | 12 | 19 | 19 | 4 |
| 120 XXXX 6242 | 6 | 13 | 22 | 22 | 4 |
| 120 XXXX 6699 | 6 | 14 | 23 | 23 | 4 |
| 120 XXXX 7156 | 6 | 15 | 24 | 24 | 4 |
| 120 XXXX 7613 | 6 | 16 | 25 | 25 | 4 |
| 120 XXXX 8071 | 8 | 17 | 28 | 28 | 4 |
| 120 XXXX 8528 | 8 | 18 | 29 | 29 | 4 |
| 120 XXXX 8985 | 8 | 19 | 30 | 30 | 4 |
| 120 XXXX 9442 | 8 | 20 | 31 | 31 | 4 |
| 120 XXXX 9899 | 8 | 21 | 32 | 32 | 4 |
| 120 XXXX 10357 | 9 | 22 | 34 | 34 | 4 |
| 120 XXXX 10814 | 9 | 23 | 35 | 35 | 4 |
| 120 XXXX 11271 | 9 | 24 | 36 | 36 | 4 |
| 120 XXXX 11728 | 9 | 25 | 37 | 37 | 4 |
| 120 XXXX 12185 | 9 | 26 | 38 | 38 | 4 |

Монтаж рами / Frame assembling



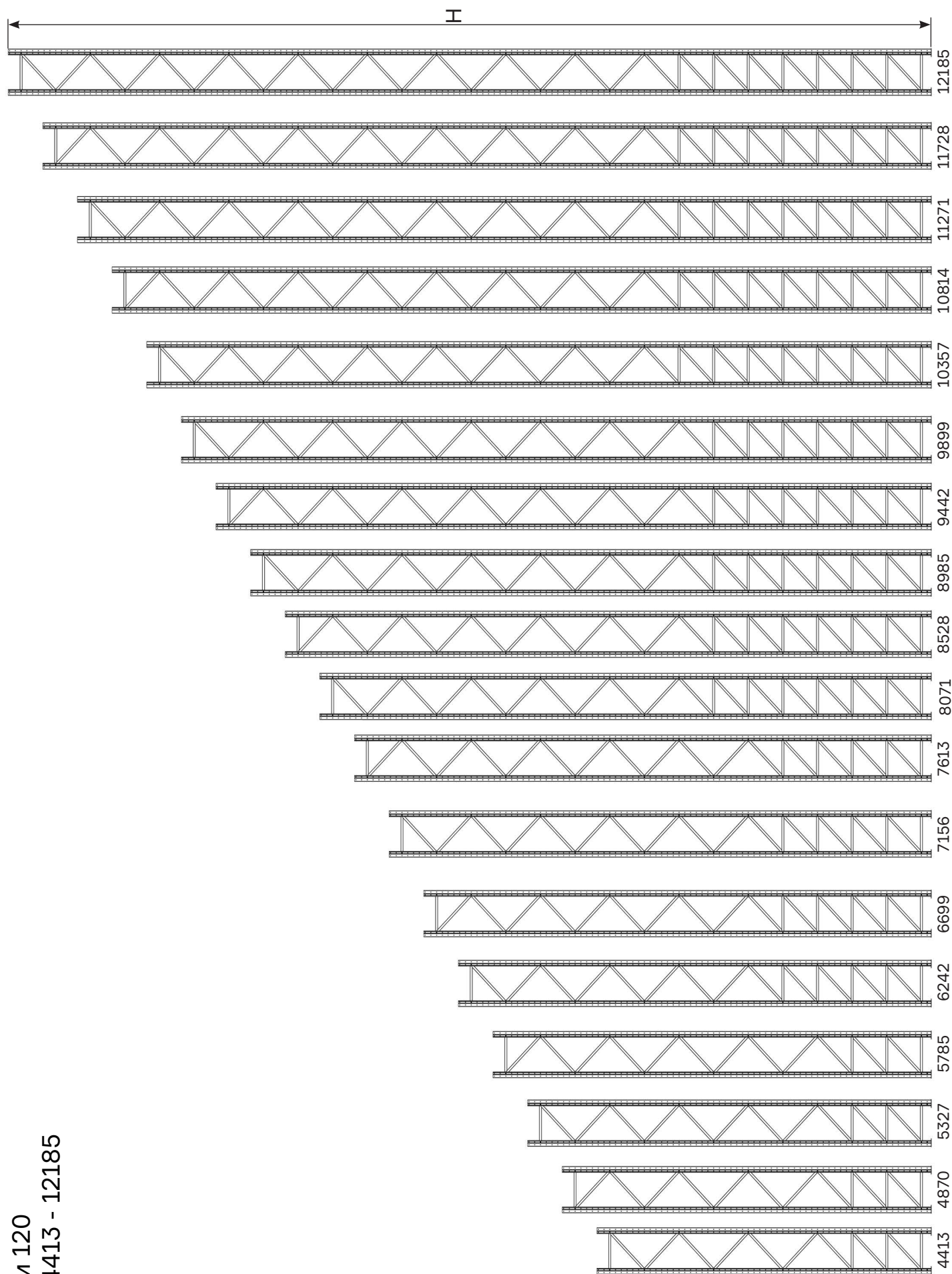
Рама 80, 105
H= 1213 - 5785

Монтаж рами / Frame assembling



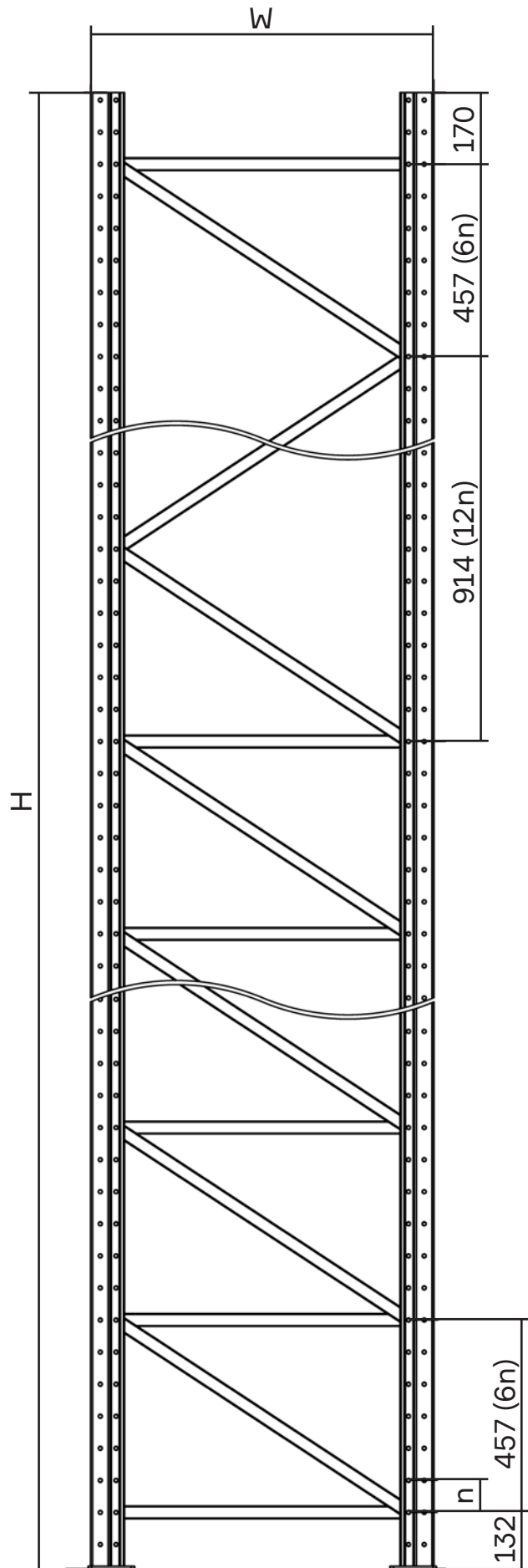
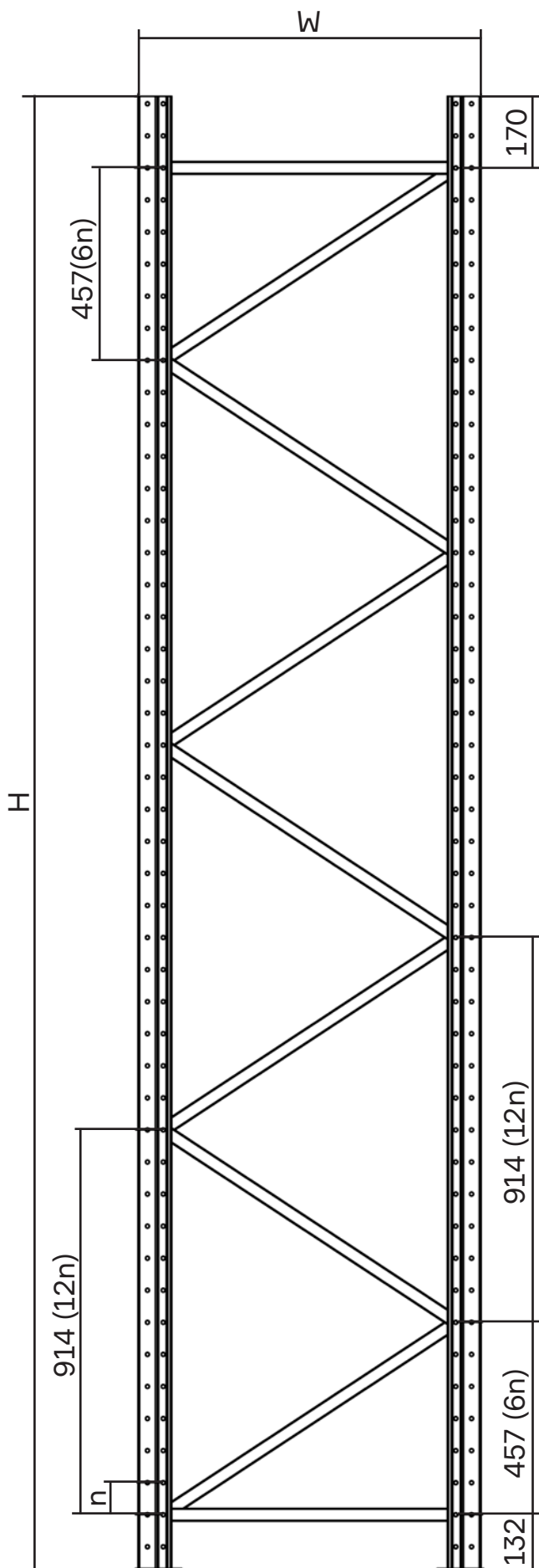
Рама 80, 105
H= 6242 - 12185

Монтаж рами / Frame assembling

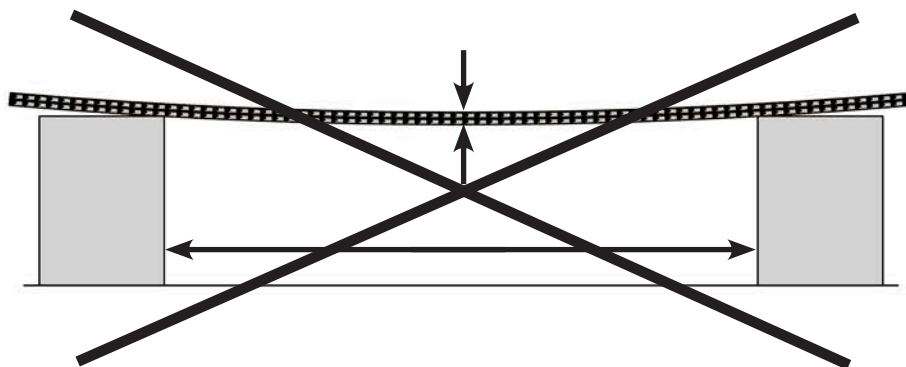
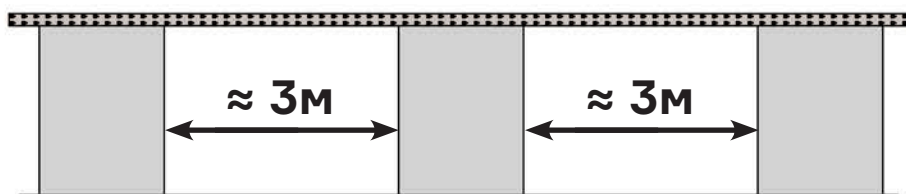
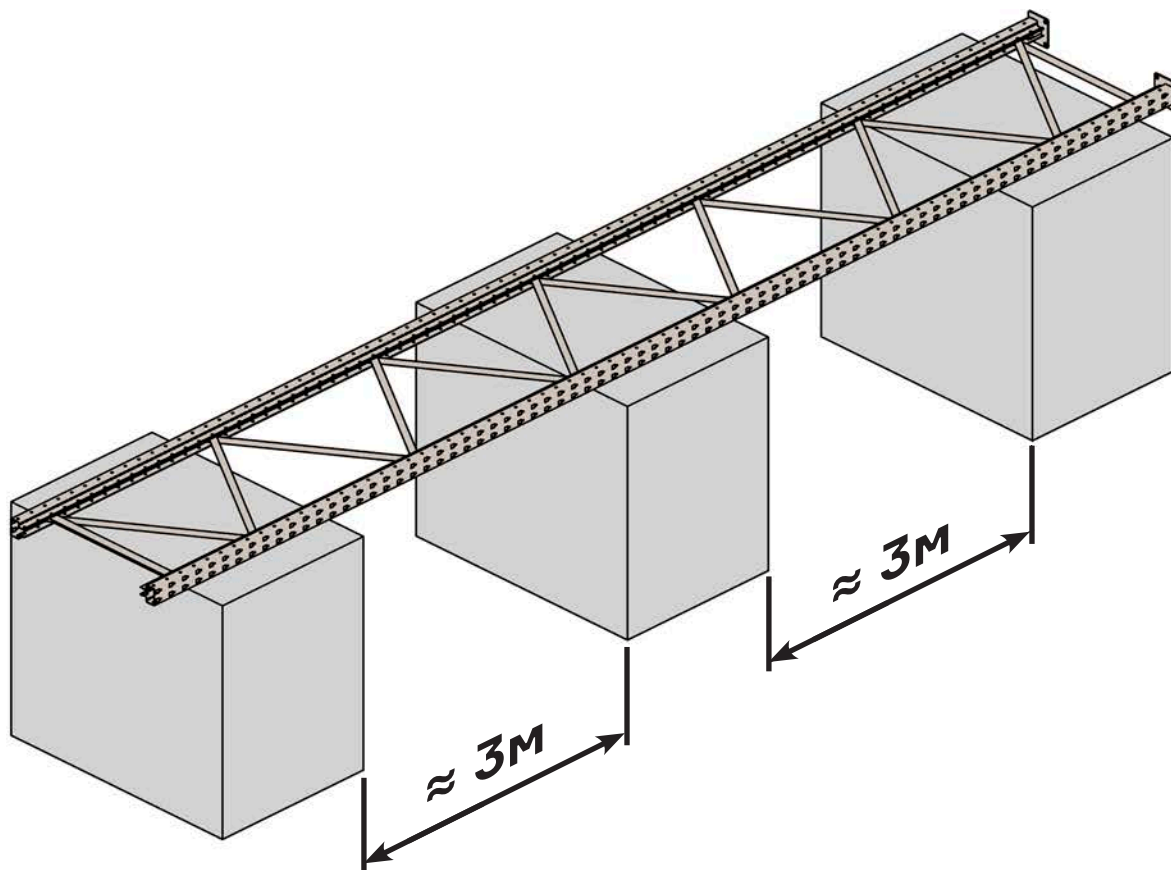


Рама 120
H = 4413 - 12185

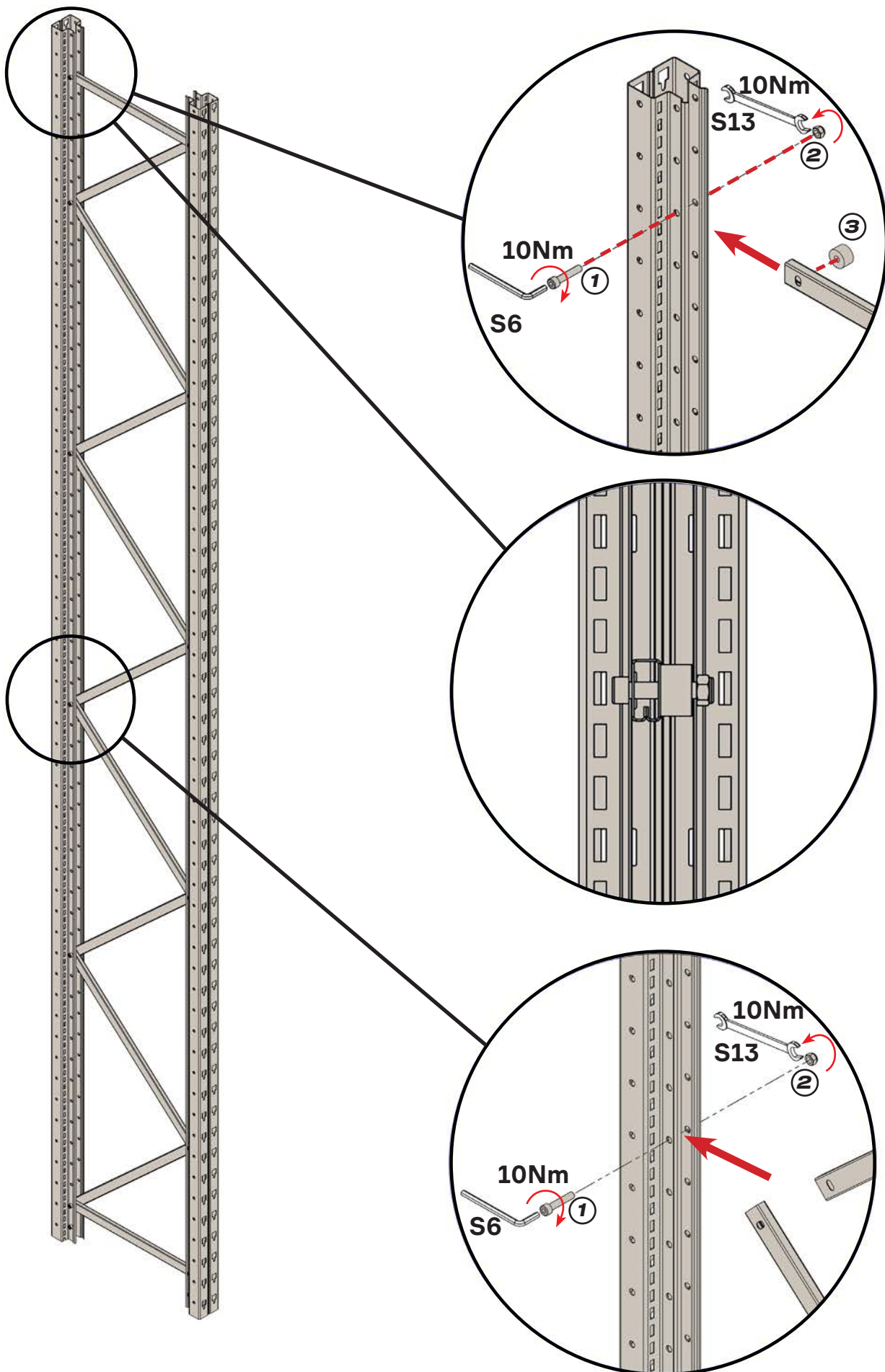
Монтаж рамы / Frame assembling

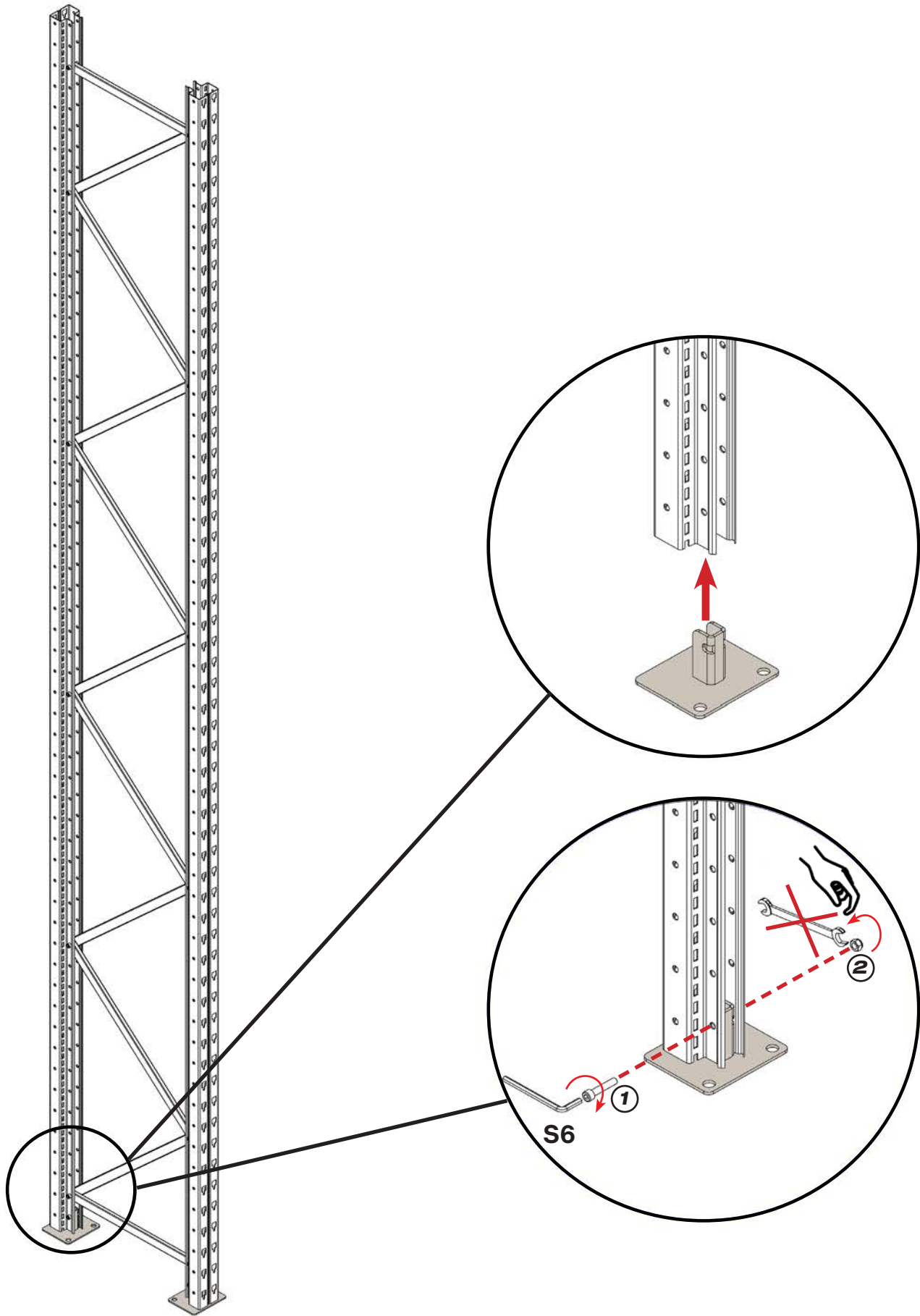


Монтаж рами / Frame assembling

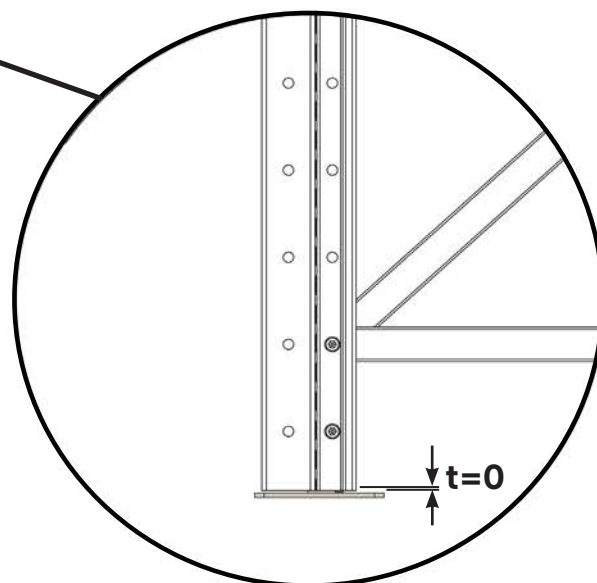
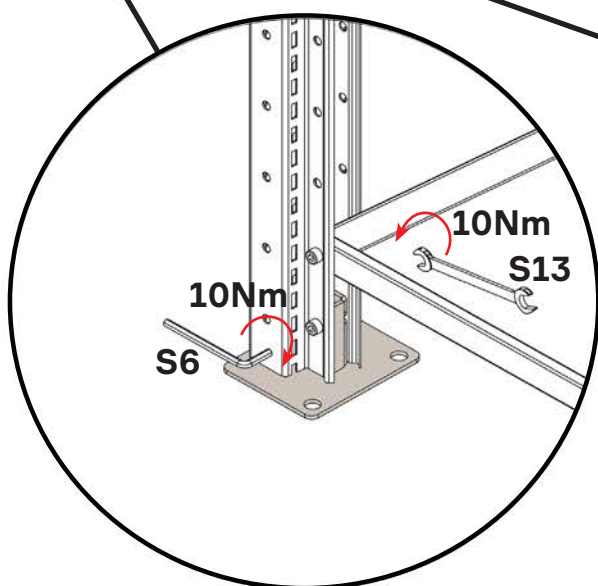
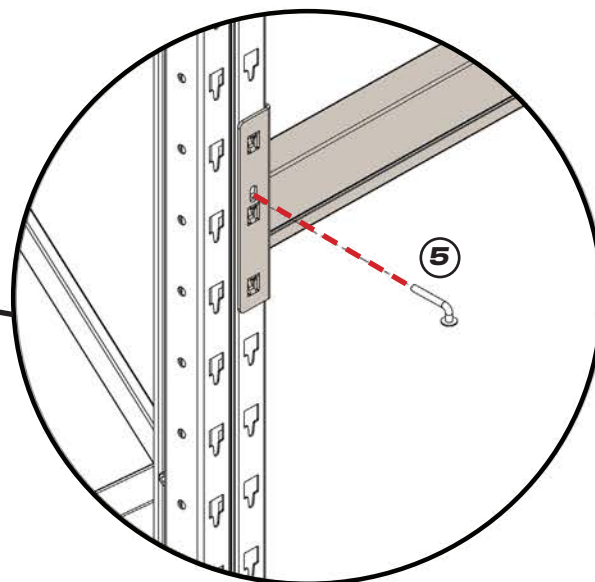
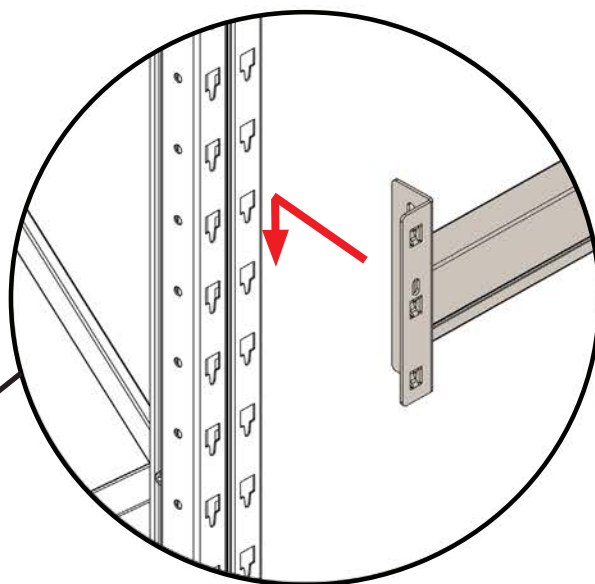
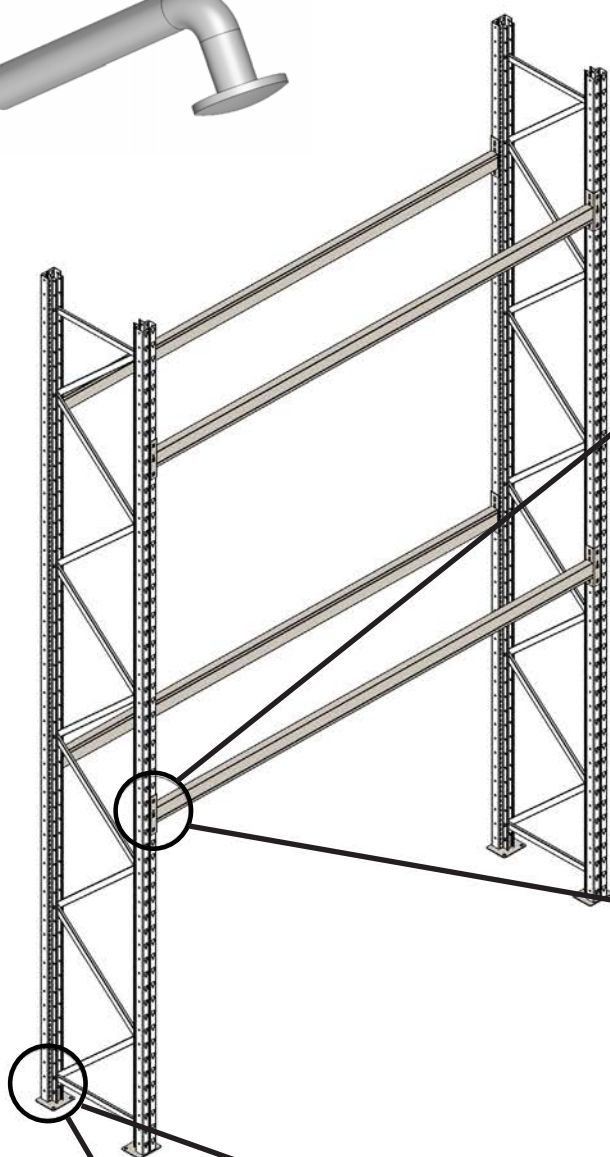


Монтаж рами / Frame assembling

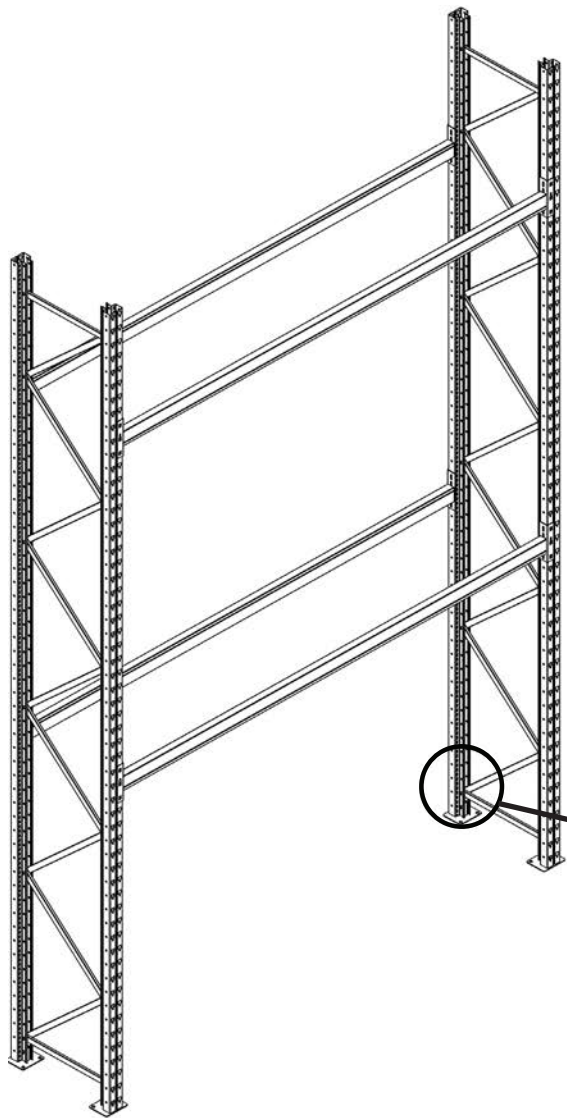




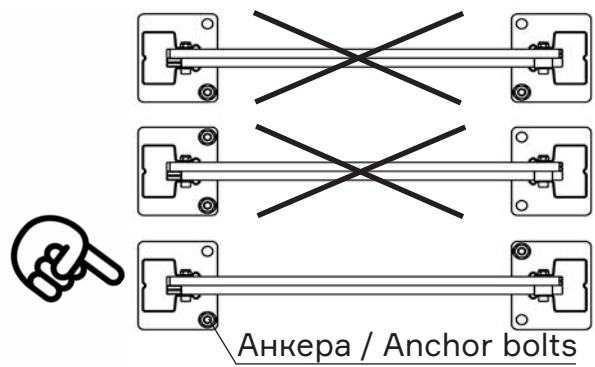
⑤ Фіксатор траверси



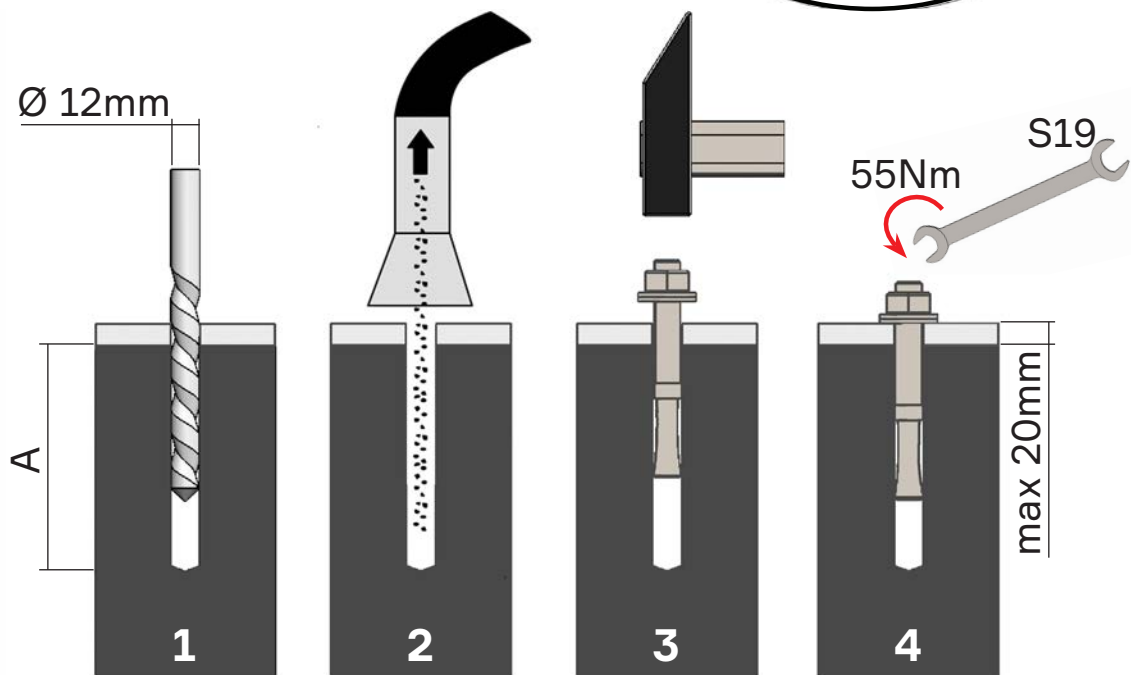
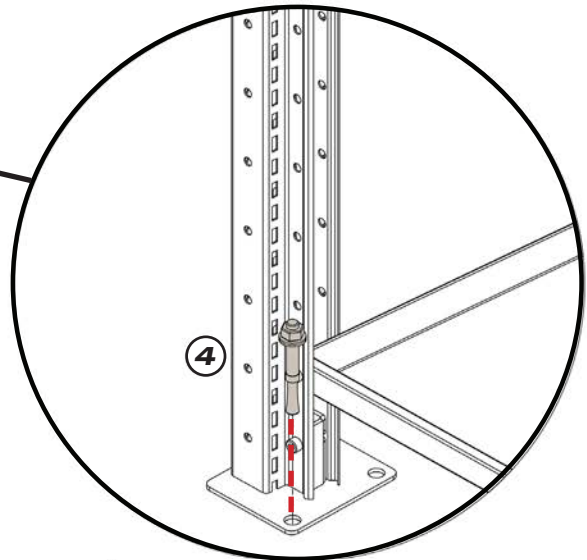
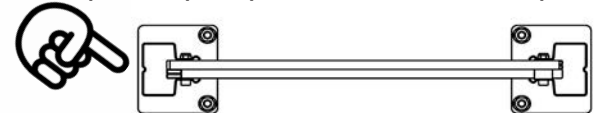
Анкерування / Anchoring



2 Анкера на раму / 2 Anchor bolts per frame



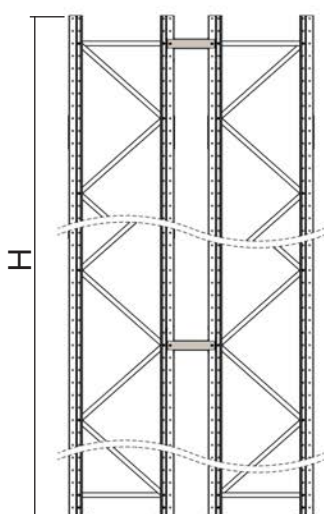
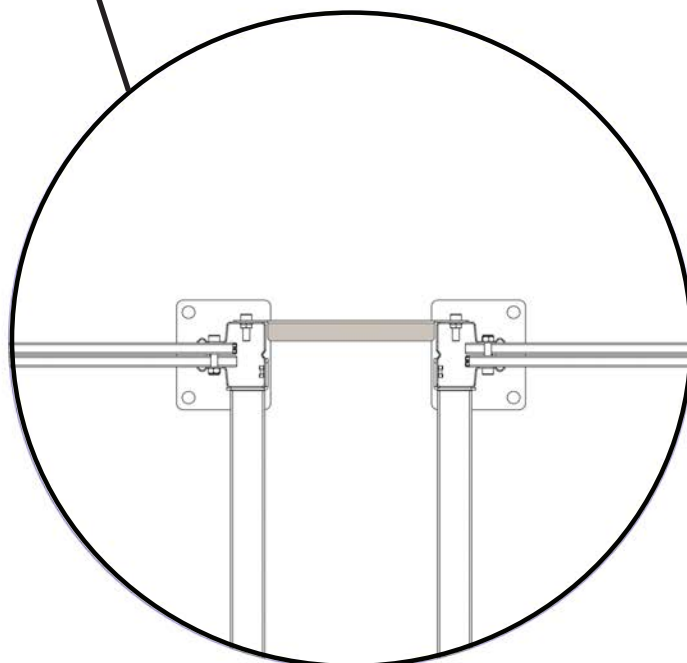
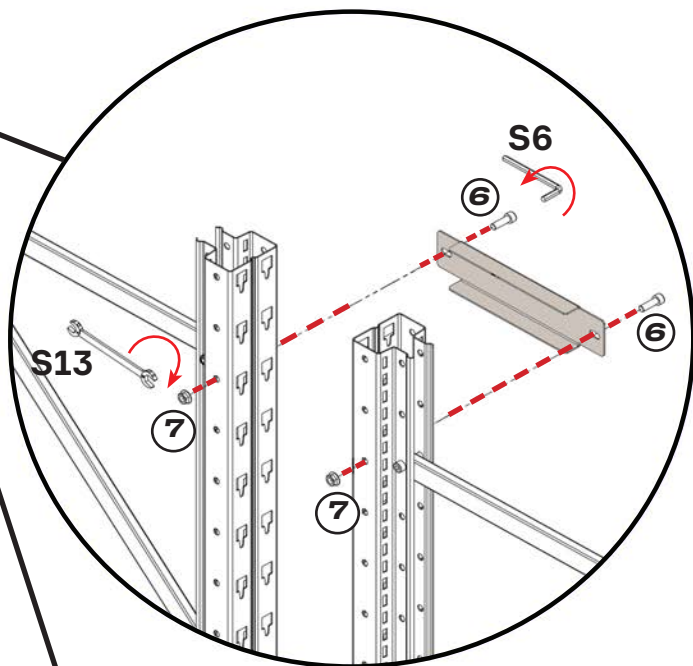
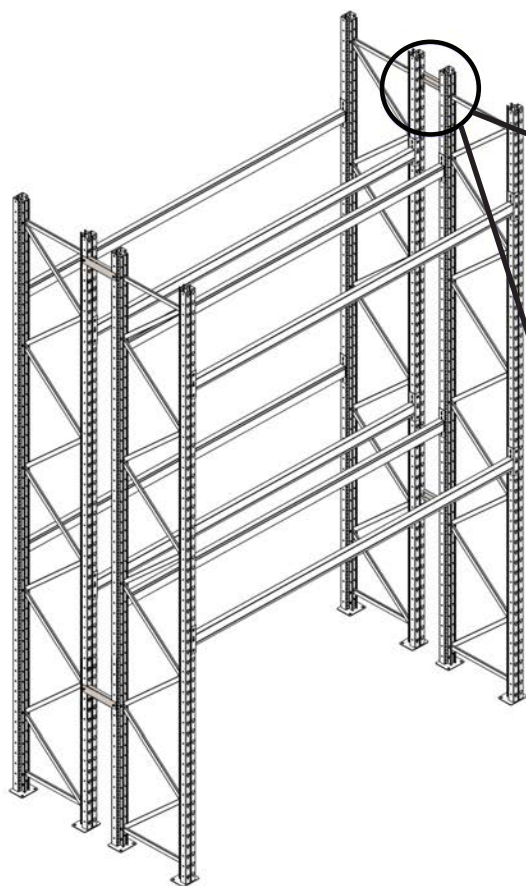
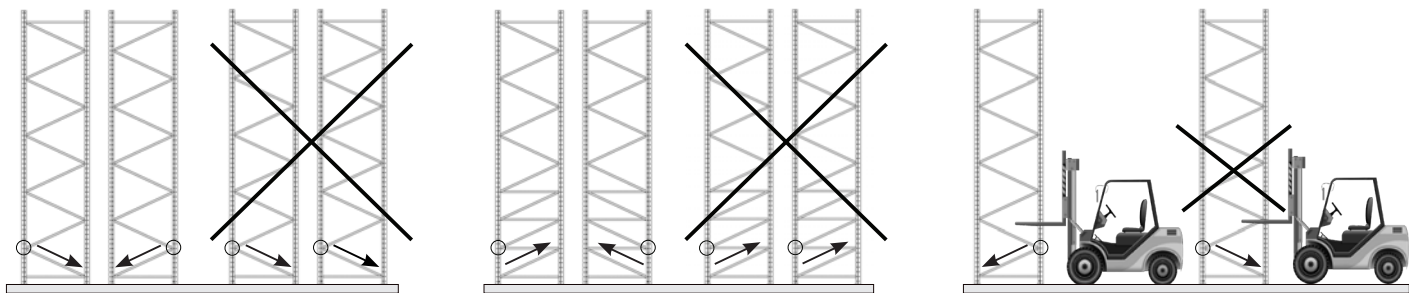
4 Анкера на раму / 4 Anchor bolts per frame



A=100mm - Анкер/Anchor bolt 12x100 – 100

A=120mm - Анкер/Anchor bolt 12x120 – 120

Монтаж з'єднувача рам / Frame connector assembling



H, mm

1670 - 5785

6242 - 8985

9442 - 12185

Кількість з'єднувачів залежно від висоти рами

The quantity of row connectors depends on the height of the frame

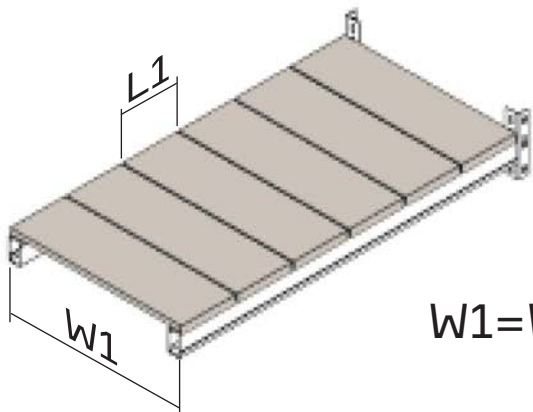
шт./quantity

2

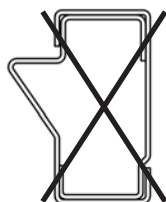
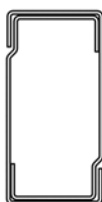
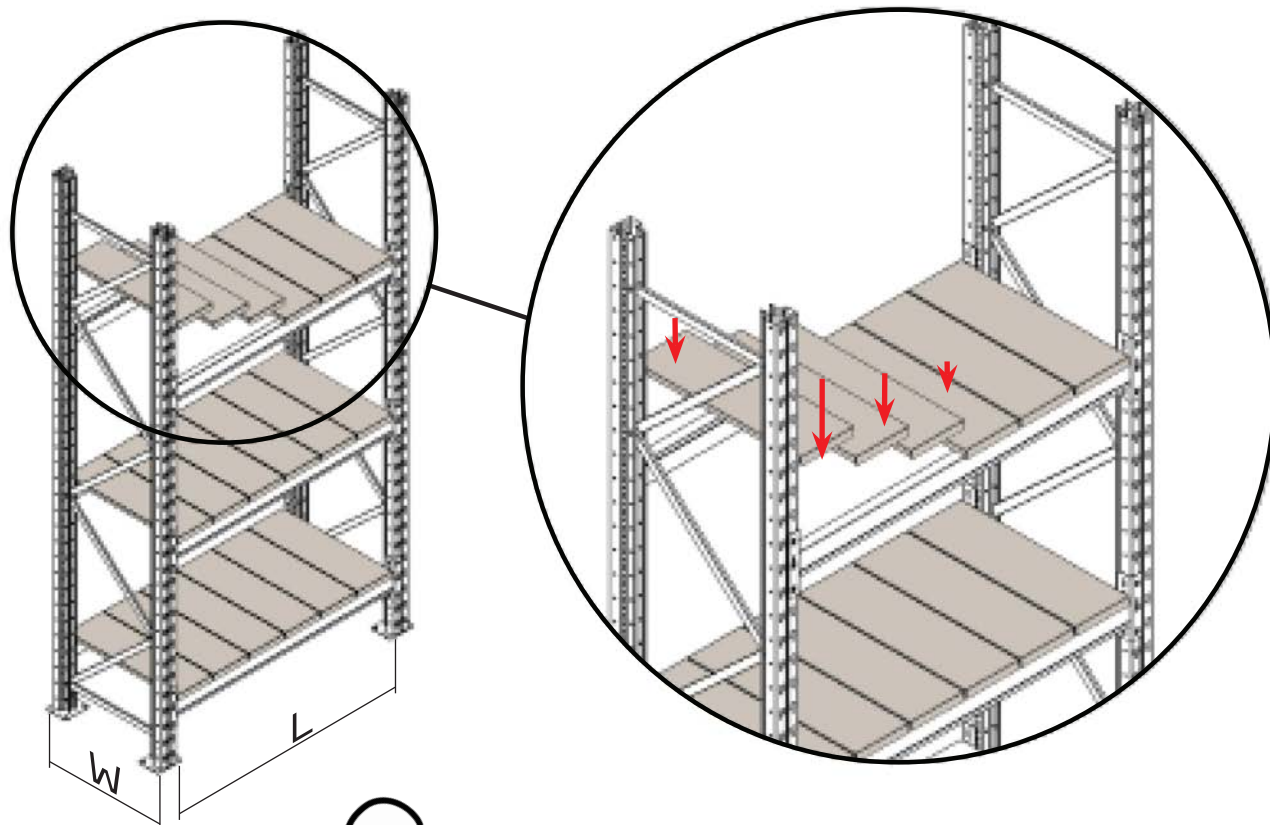
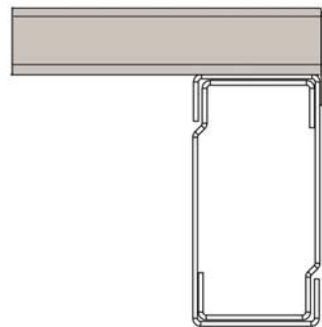
3

4

Монтаж полиць на траверси / Assembling of shelves on beams



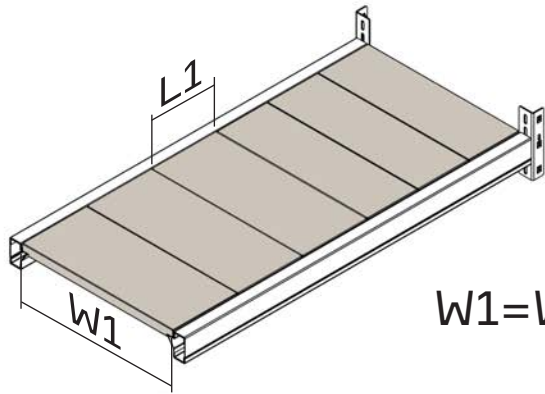
$$W1 = W + 1\text{mm}$$



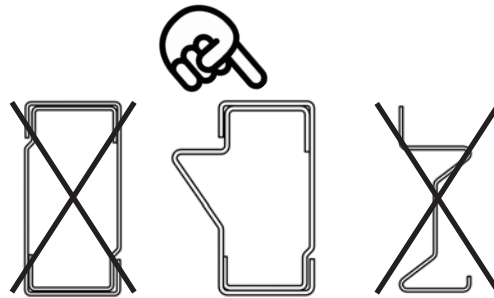
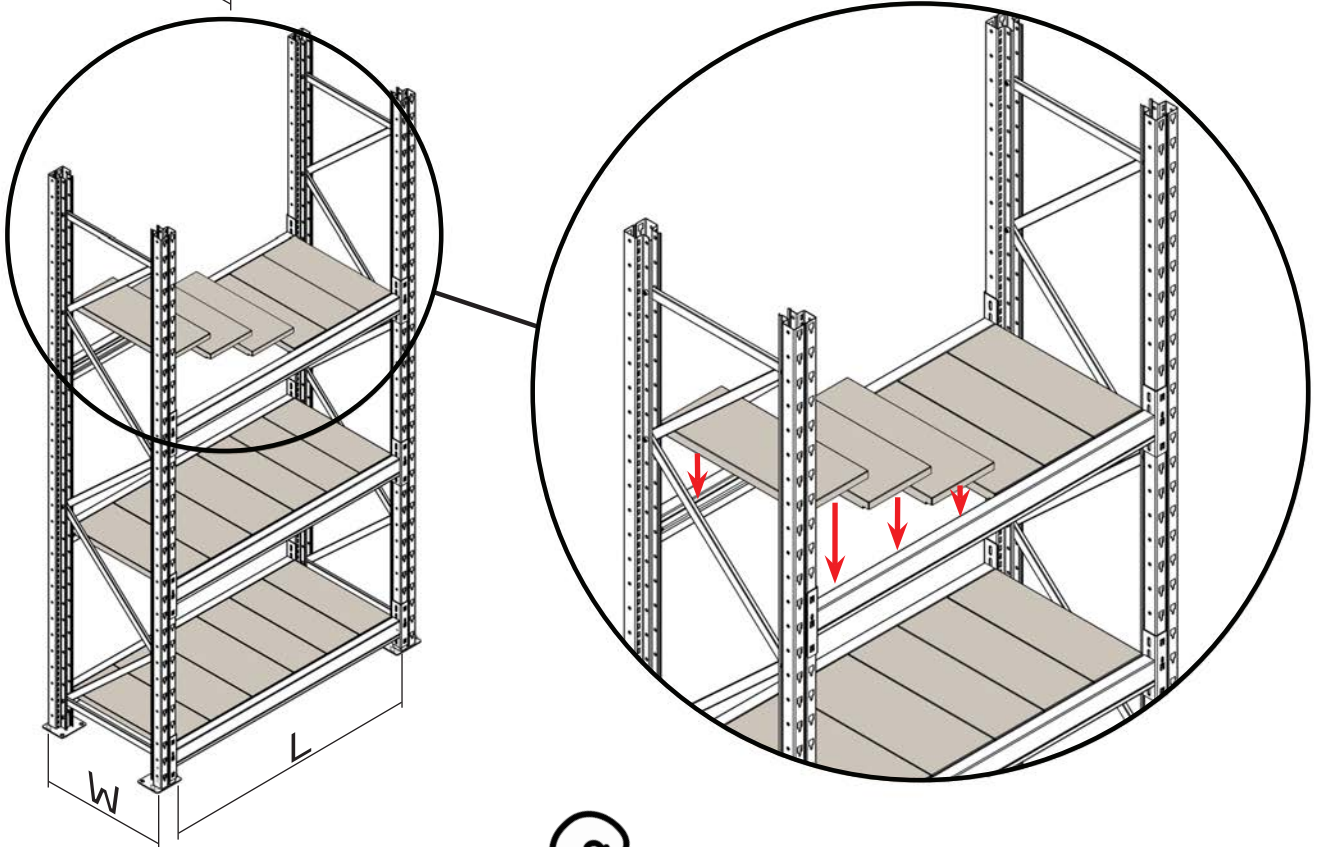
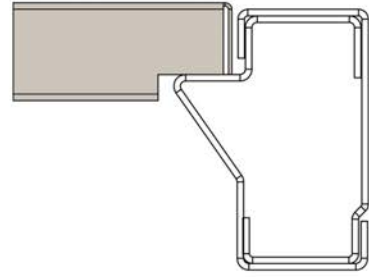
| L, mm | 1220 | 1300 | 1825 | 1965/1970 | 2230 | 2470 | 2630 | 2700 | 3300 | 3600 | | | | | | | | | | | |
|---|------|------|------|-----------|------|------|------|------|------|------|---|-----|-----|-----|-----|-----|-----|-----|-----|-----|--|
| Кількість полиць залежно від довжини траверси | | | | | | | | | | | The quantity of shelves in depending on the beam length | | | | | | | | | | |
| L1, mm | 200 | 300 | 200 | 300 | 200 | 300 | 200 | 300 | 200 | 300 | 200 | 300 | 200 | 300 | 200 | 300 | 200 | 300 | 200 | 300 | |
| шт. / quantity | 0 | 4 | 2 | 3 | 0 | 6 | 2 | 5 | 2 | 6 | 0 | 8 | 1 | 8 | 0 | 9 | 0 | 11 | 0 | 12 | |

Монтаж полиць на ступінчасті траверси

Assembling of shelves on stepped beams



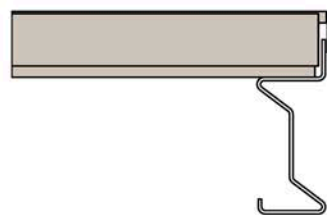
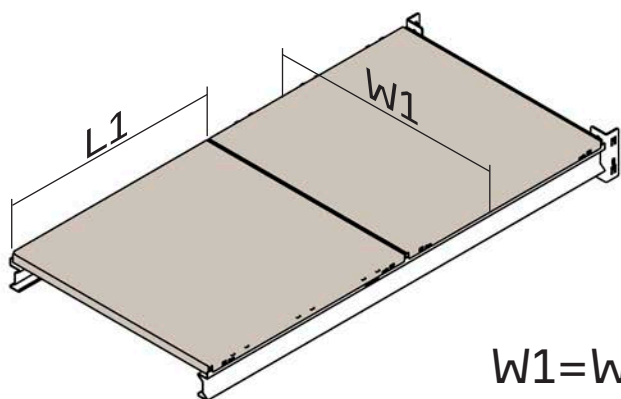
$W1 = W - 85\text{mm}$




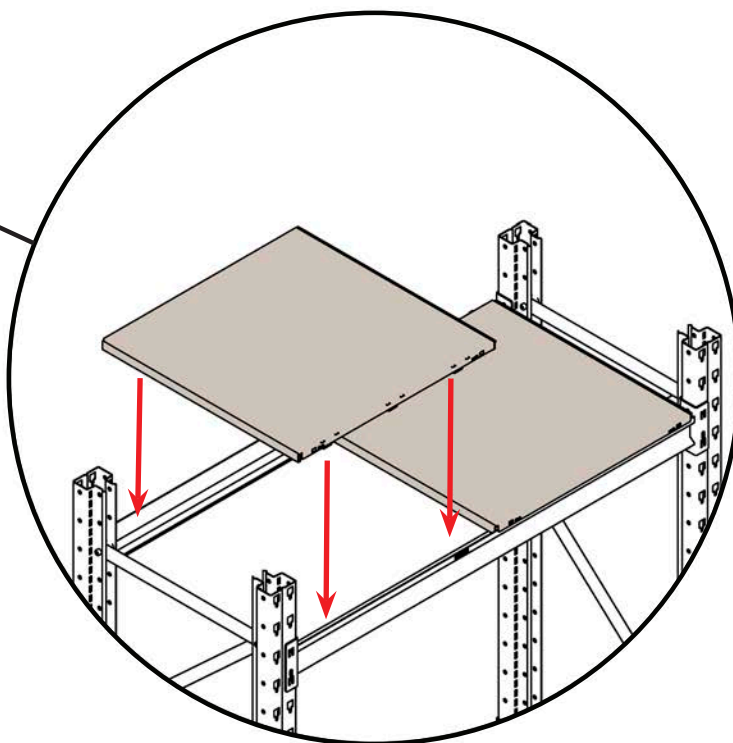
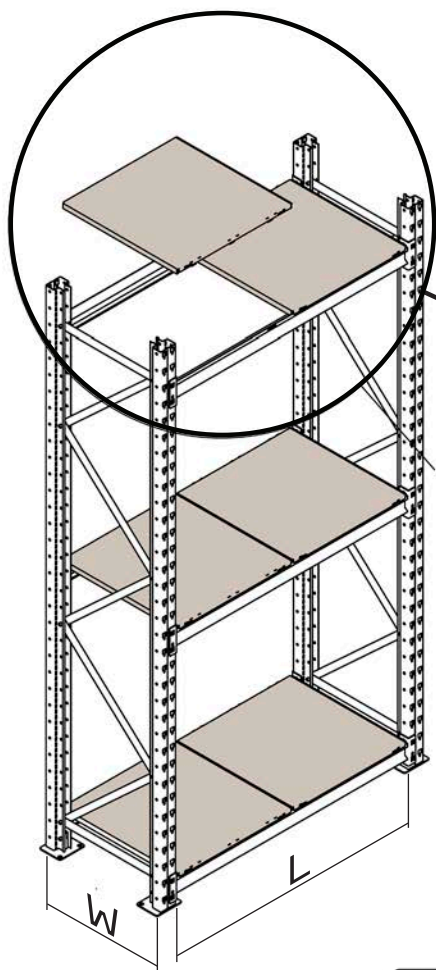
| L, mm | 1220 | 1300 | 1825 | 1965/1970 | 2230 | 2470 | 2630 | 2700 | 3300 | 3600 | | | | | | | | | |
|---|------|------|------|-----------|------|---|------|------|------|------|-----|-----|-----|-----|-----|-----|-----|-----|-----|
| Кількість полиць залежно від довжини траверси | | | | | | The quantity of shelves in depending on the beam length | | | | | | | | | | | | | |
| L1, mm | 226 | 177 | 226 | 177 | 226 | 226 | 177 | 226 | 177 | 226 | 177 | 226 | 177 | 226 | 177 | 226 | 177 | 226 | 177 |
| шт. / quantity | 3 | 3 | 4 | 2 | 8 | 7 | 2 | 9 | 1 | 10 | 1 | 6 | 7 | 11 | 1 | 12 | 3 | 15 | 1 |

Монтаж полиць підсилених на Z-траверси

Assembling of reinforced shelves on Z-beams



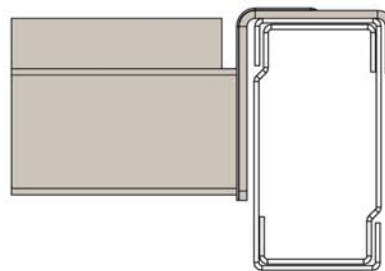
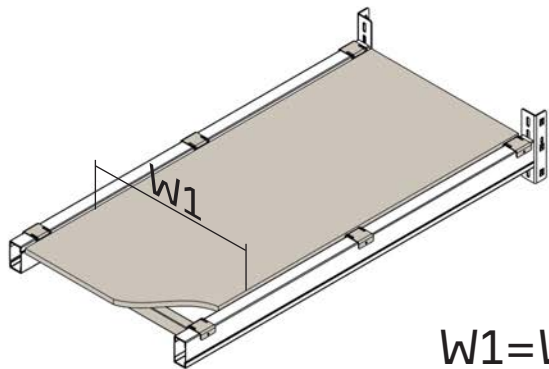
$$W1 = W + 1mm$$



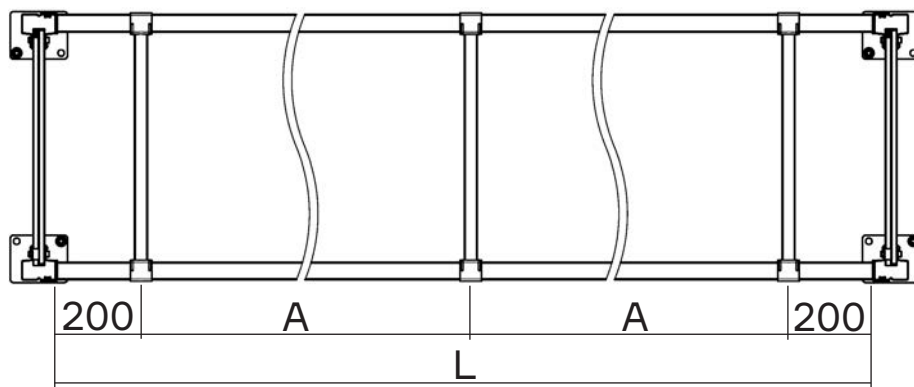
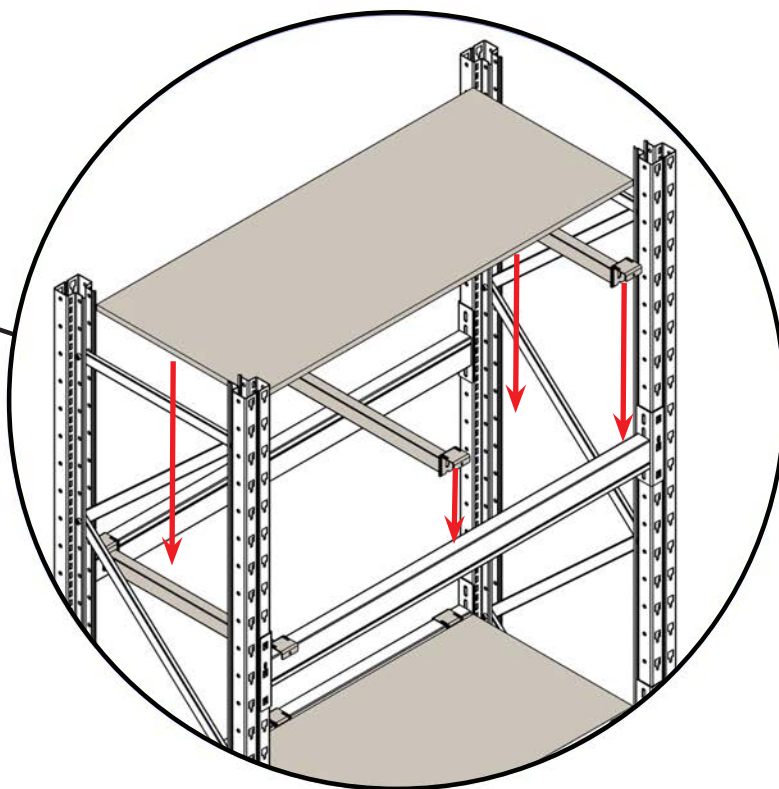
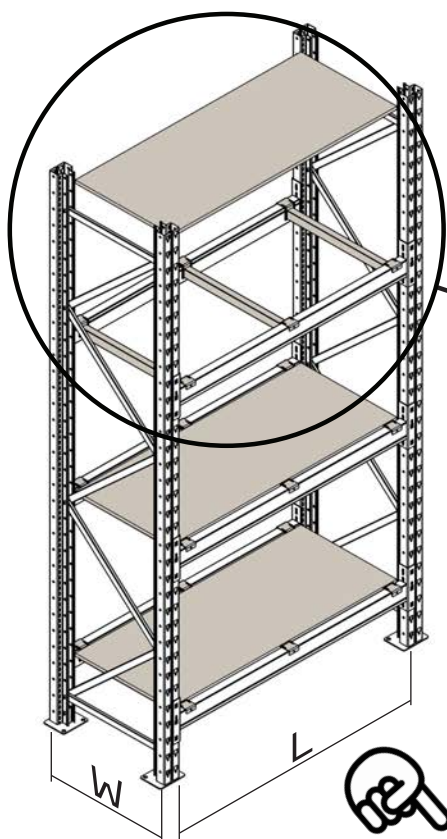
| L, mm / $L1, mm$ | 1035 | 1240 | 1440 | 1545 | 1850 | 1965/ 1970 | 2050 | 2150 | 2250 | 2350 | 2470 | 2560 | 2660 |
|---|------|------|------|------|------|---------------|------|------|------|------|------|------|------|
| Кількість та тип полиць залежно від довжини Z-траверси / The quantity and type of shelves in depending on the Z-beam length | | | | | | | | | | | | | |
| 300 | | | | | | | | | | | | | |
| 400 | | | | | | | | | | | | | |
| 500 | 2 | | | 3 | | 1 | 4 | | 2 | 1 | 5 | | |
| 600 | | 2 | | | 3 | | | | 2 | 3 | | | 2 |
| 700 | | | 2 | | | 2 | | 3 | | | | | 2 |

Монтаж перемичок та ДСП полиці на траверси

Assembling of support bars and chipboard shelf on beams



$W1 = W - 85\text{mm}$

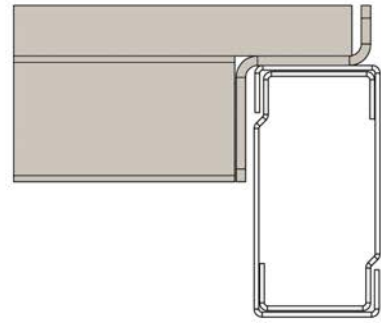
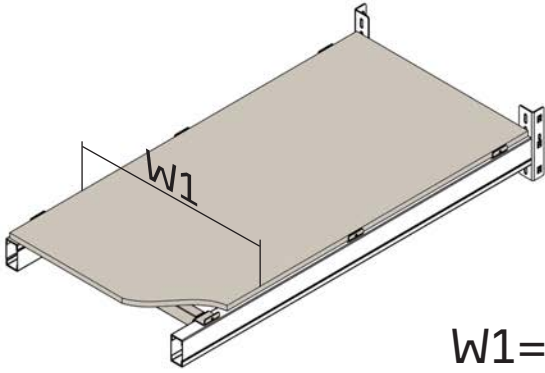


$A = (L - 400) / (n - 1)$

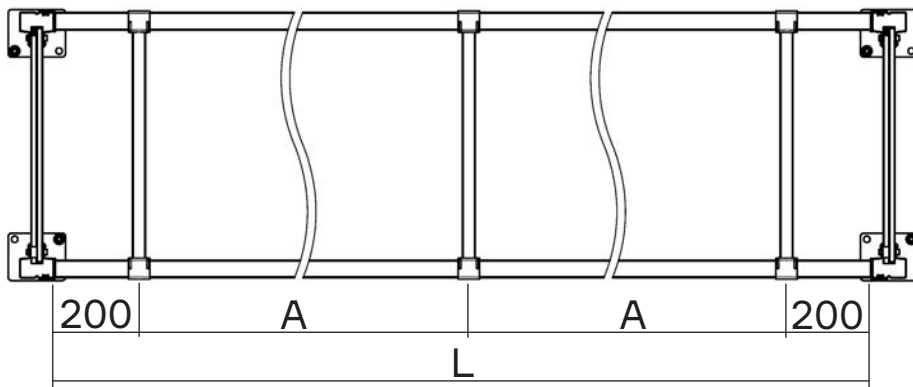
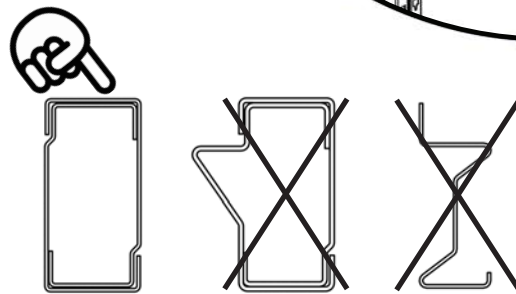
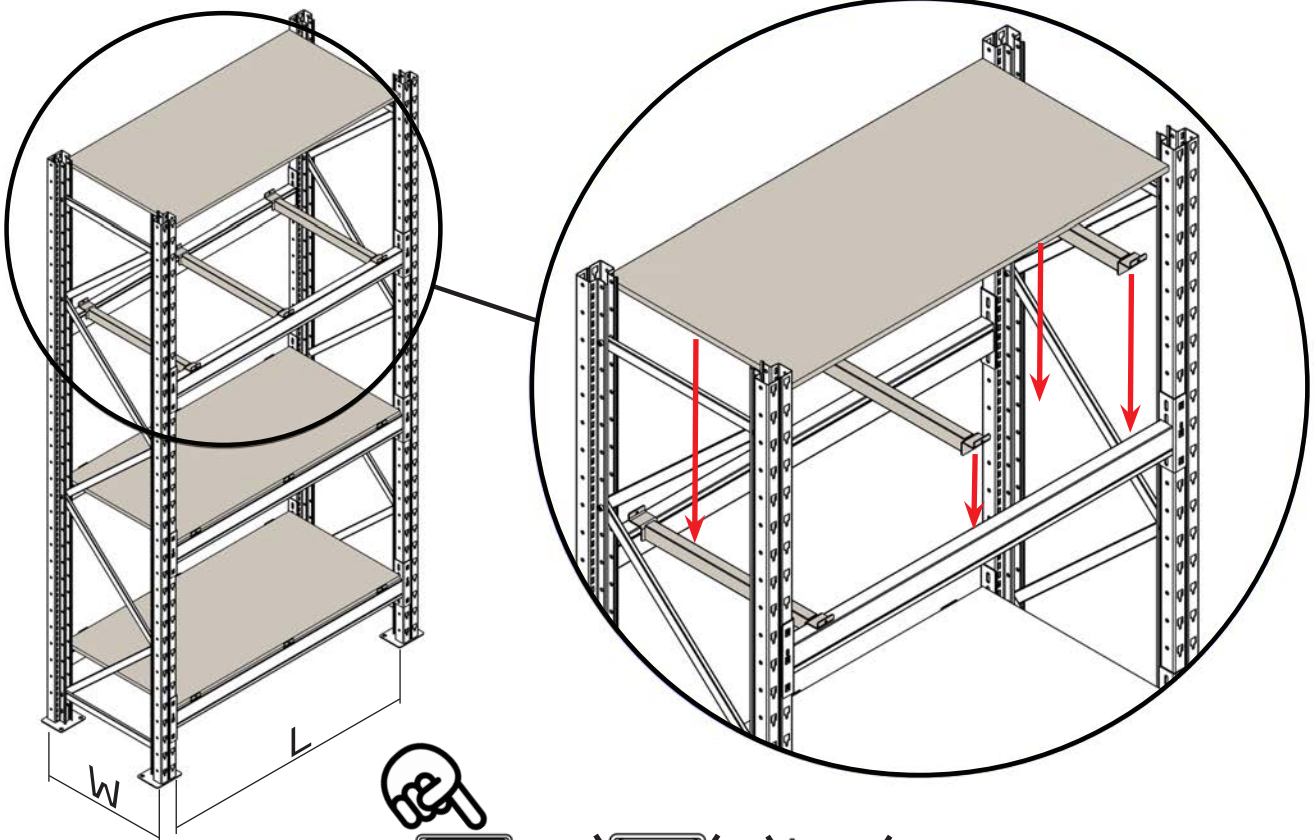
n-кількість перемичок/quantity of support bars

Монтаж перемичок та ДСП полиці на траверси

Assembling of support bars and chipboard shelf on beams



$W1 = W - 19\text{mm}$

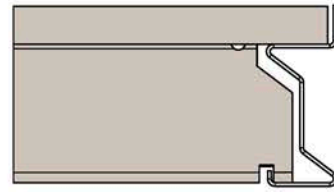
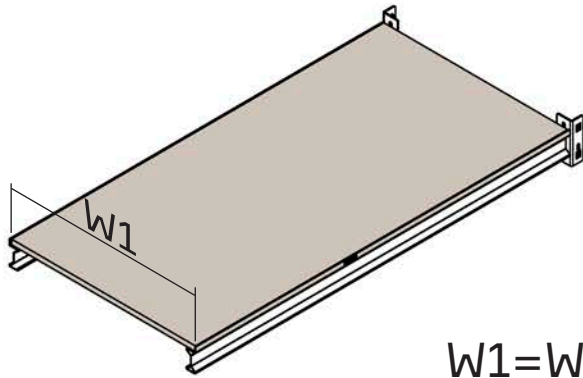


$A = (L - 400) / (n - 1)$

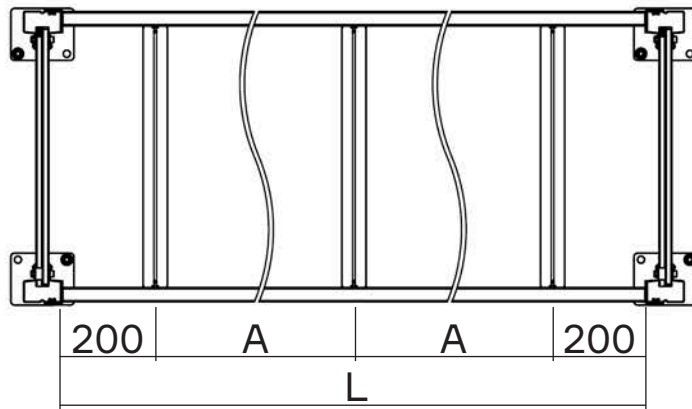
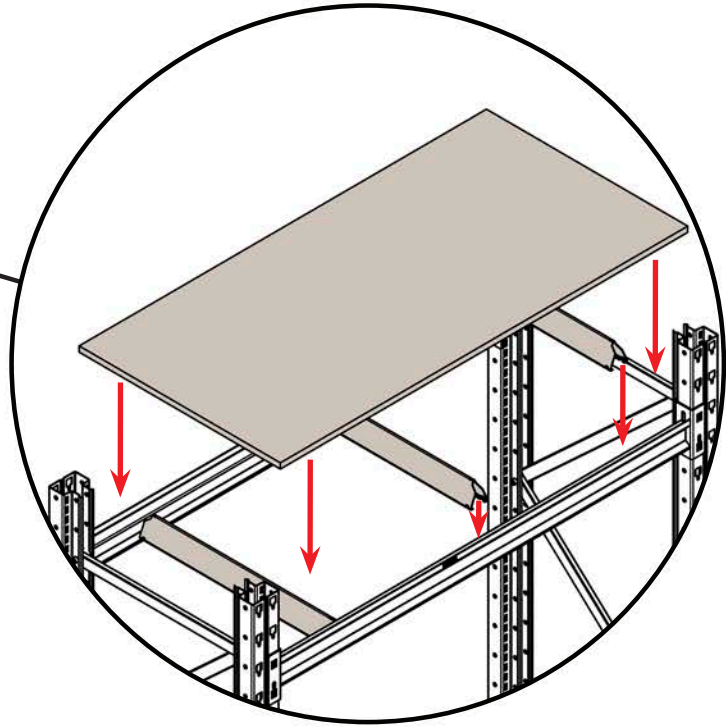
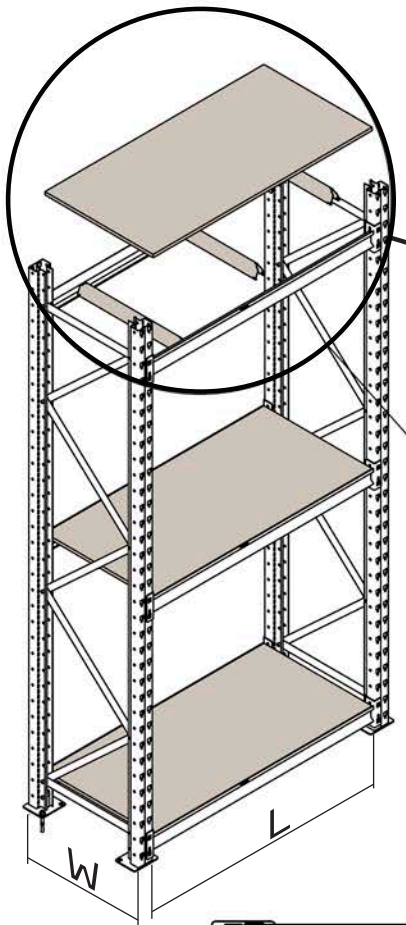
n-кількість перемичок/quantity of support bars

Монтаж перемичок та ДСП полиці на Z-траверси

Assembling of support bars and chipboard shelf on Z-beams



$$W1=W-10\text{mm}$$



$$A=(L-400)/(n-1)$$

n-кількість перемичок/quantity of support bars